

Introduction

Nationally, about 16% of woodland owners have harvested timber in the past 5 years. Most of these people own larger tracts of land and have owned the land for at least a decade.

People who have harvested trees for sale are more likely to value their woods for financial reasons instead of, or in addition to, amenity reasons. These folks care about protecting the long-term viability of their land investment, and generally support active management of woodlands. Although absolute numbers are still quite low, people who have harvested timber in the past 5 years are more likely to have received information about woodland management in the past five years, to have management plans and to have participated in cost-share programs.

People who have harvested in the past may or may not be engaged in good forest management. Some might only see value in activities that bring a direct payout. Others may have fixed views about management and be unwilling to seek advice from professionals. It is important to provide them with good reasons for planning future harvests and showing them how professional advice can increase the value of their timber while maintaining the health and value of their woods for the future.

Basic Statistics

Number and Acreage

- Estimated number of ownerships in this group: **297,000**.
- This group constitutes **18%** of total family woodland owners in this geography with 10+ acres.
- Total acreage covered by these ownerships: **24,612,000 acres**.
- This is **30%** of the total acres held in wooded acreage of 10+ acres.

Land Tenure

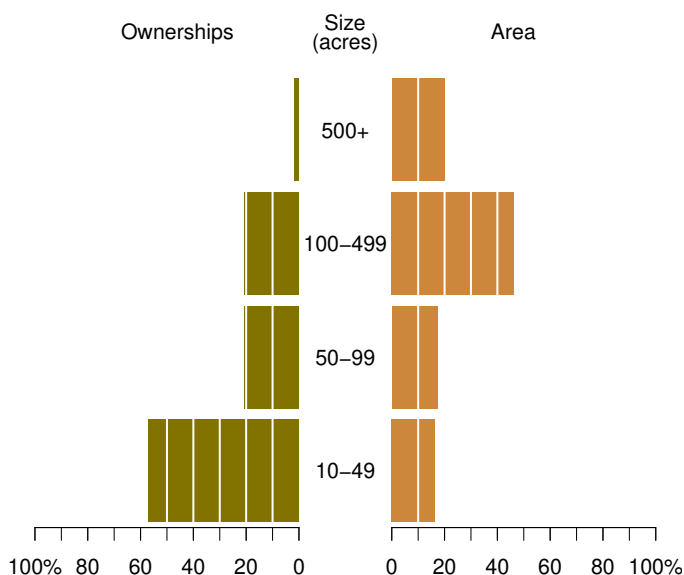
- Average land tenure is **26 years**.
- **13%** have owned this land for less than 10 years.

Percent of landowners that say their woods are

- Part of their home: **68%**
- Part of cabin or vacation home: **19%**
- Part of their farm or ranch: **41%**

Size of Holdings

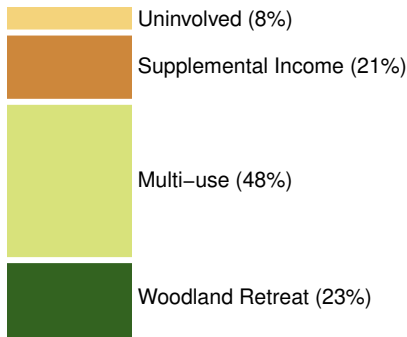
The bars on the left show the proportion of woodland owners in this group who own land parcels of specified sizes. The bars on the right show how the wooded acreage held by this group of landowners is distributed among the specified parcel sizes.



Landowner Attitudes

TELE Segmentation

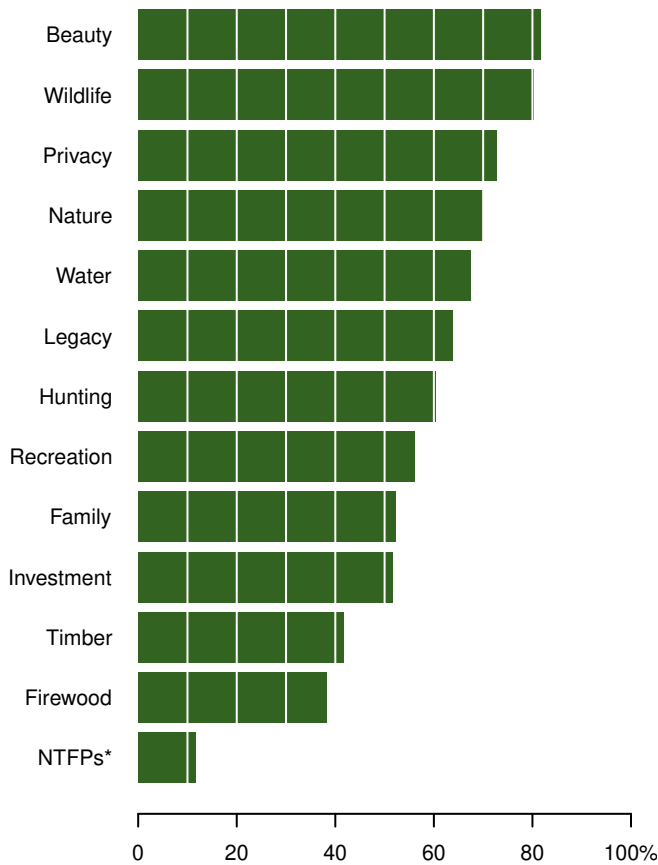
Shows how the landowners in this group are distributed among the TELE attitudinal segments.



83% of the landowners are classified as Prime Prospects. This means they have good stewardship attitudes but are not highly engaged in managing their land.

Reasons for Owning Woods

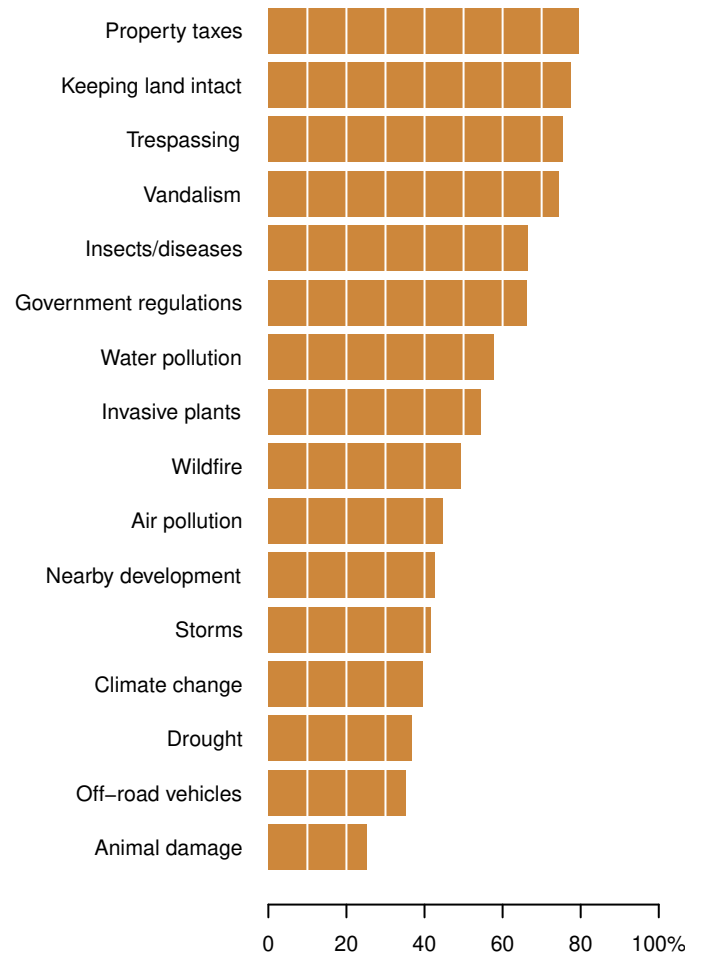
The percentage of landowners in this group who cited each of these reasons for owning land as important or very important to them.



* Non-timber forest products

Landowner Concerns

The percentage of landowners in this group who said they are concerned or greatly concerned about each of these factors.

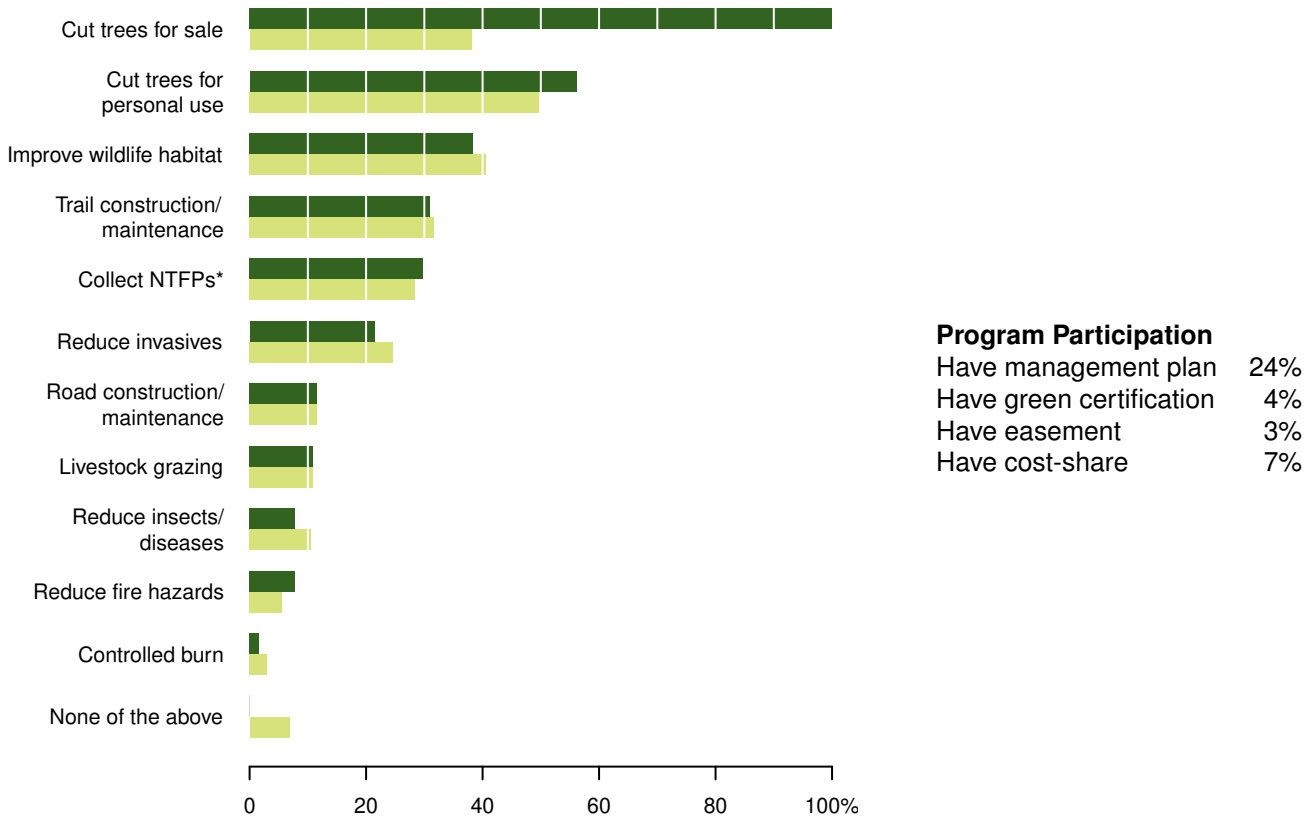


Activities on the Land

TELE classifies **37%** of the landowners in this group as active managers. This means that they have done at least four of the following activities on their land.

Past and Future Activities

The dark green bars show the proportion of woodland owners in this group that have done each of these activities in the past five years. The light green bars show the proportion who say they are likely or extremely likely to do that activity in the next five years.



Program Participation	
Have management plan	24%
Have green certification	4%
Have easement	3%
Have cost-share	7%

* Non-timber forest products

Advice

33% of the landowners in this group have received advice or information about care, management or protection of their woodland in the past five years.

Sources of Advice

The proportion of landowners that said they have received advice from each of these sources in the past five years.

State or local government employee	13%
Extension agent/forester	13%
Federal government employee	3%
Private consultant	17%
Another landowner	6%
Family member or friend	7%
Other	1%

Preferred Modes

The proportion of landowners who said that they would prefer to receive advice or information in the following ways.

Talk to someone	18%
Have someone visit my land	22%
Written materials/ publications	10%
Internet	4%
Email	3%
Conference/Workshop	5%
Other	3%

Knowledge and Values

84% of these landowners say they know their woodland very well.

45% of these landowners want to know more about their woodland.

75% of these landowners have a strong emotional attachment to their woodland.

67% of these landowners feel their woodland provides benefits to their community.

Future Plans

89% of these landowners want their wooded land to stay wooded.

14% say they plan to sell or transfer their land in the next 5 years.

20% say they would sell their land if offered the right price.

Demographics

Average age: **64 years**

51% have a college education or higher

14% rely on their woods for at least 5% of their income

Non-minority: **98%** Minority: **2%**

Male: **83%** Female: **17%**



These landowner profiles have been developed by the Tools for Engaging Landowners Effectively program (TELE), formerly known as the Sustaining Family Forests Initiative (SFFI). TELE is a collaboration between the USDA Forest Service and the Center for Nonprofit Strategies. TELE aims to gain and disseminate comprehensive knowledge about family forest owners throughout the United States. For more information about TELE, visit www.engaginglandowners.org. The profiles use data from the National Woodland Owner Survey (NWOS) conducted by the USDA Forest Service. The data in this specific summary are based on a sample of 968 families and individuals that own 10 or more acres of woodland in Northern U.S. collected between 2017 and 2018. For more information about the NWOS, visit www.fia.fs.fed.us/nwos.