

## Introduction

Landowners who give relatively low importance ratings to all the reasons for owning woods are classified as “uninvolved.” As a group they are neither financially motivated nor particularly interested in the recreational or aesthetic benefits of owning their land, making them difficult targets for outreach campaigns. Uninvolved owners are sometimes farmers who happen to have woods attached to their farmland or people that have inherited land and/or live away from it.

In general, uninvolved landowners will only consider management activities if they require a small time or financial investment. The farmers in this group see their woods as part of an integrated land holding, or as another dimension to their investment in their land. Messages that highlight financial gains or keeping the land intact for future generations are likely to resonate with uninvolved landowners.

Most often, the barrier to management for this group is a lack of time or motivation to act. They do not feel passionately about their woods, so specific management actions may be of no interest to them. They also may not have the knowledge or may not perceive a value to their woodland. They tend to be somewhat older than the general woodland owner population, and thus many of them may not have the ability to care for their land without professional help.

## Basic Statistics

### Number and Acreage

- Estimated number of ownerships in this group: **133,000.**
- This group constitutes **13%** of total family woodland owners in this geography with 10+ acres.
- Total acreage covered by these ownerships: **5,538,000 acres.**
- This is **12%** of the total acres held in wooded acreage of 10+ acres.

### Land Tenure

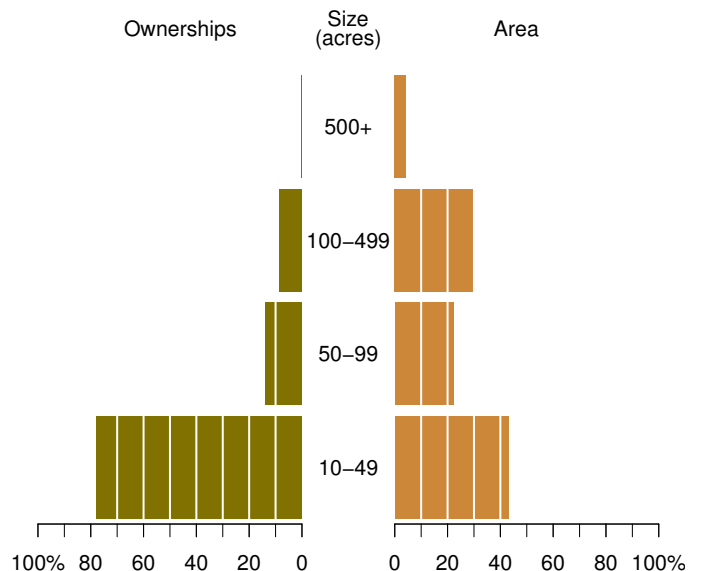
- Average land tenure is **29.0 years.**
- **6%** have owned this land for less than 10 years.

### Percent of landowners that say their woods are

- Part of their home: **51%**
- Part of cabin or vacation home: **5%**
- Part of their farm or ranch: **48%**

### Size of Holdings

The bars on the left show the proportion of woodland owners in this group who own land parcels of specified sizes. The bars on the right show how the wooded acreage held by this group of landowners is distributed among the specified parcel sizes.

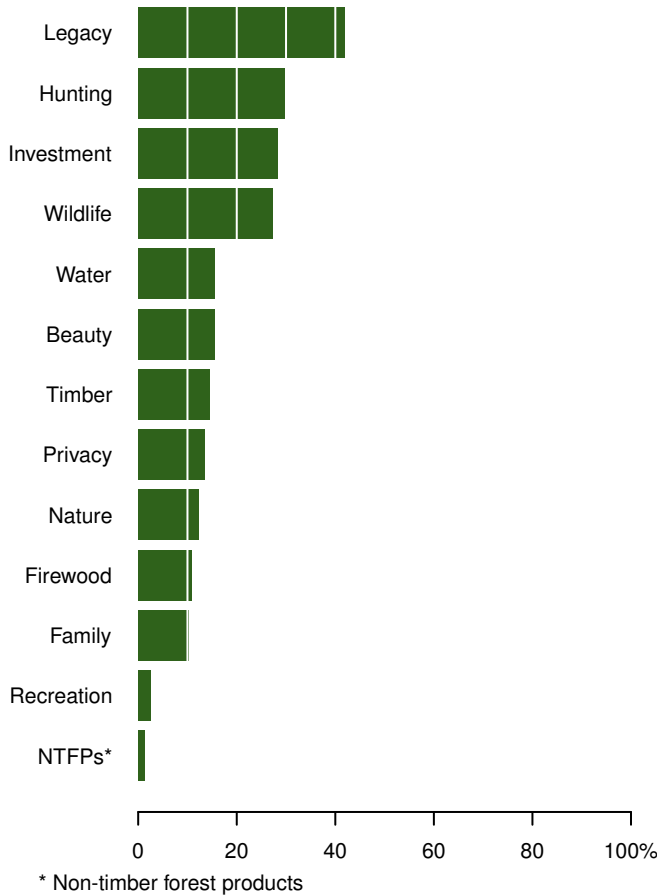


## Landowner Attitudes

82% of the landowners are classified as Prime Prospects. This means they have good stewardship attitudes but are not highly engaged in managing their land.

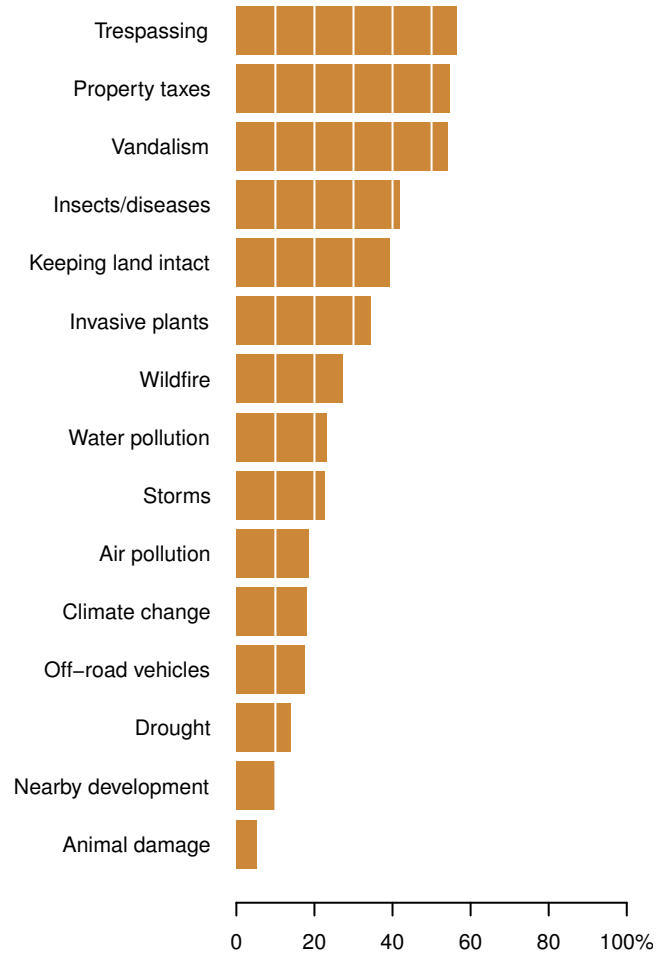
### Reasons for Owning Woods

The percentage of landowners in this group who cited each of these reasons for owning land as important or very important to them.



### Landowner Concerns

The percentage of landowners in this group who said they are concerned or greatly concerned about each of these factors.

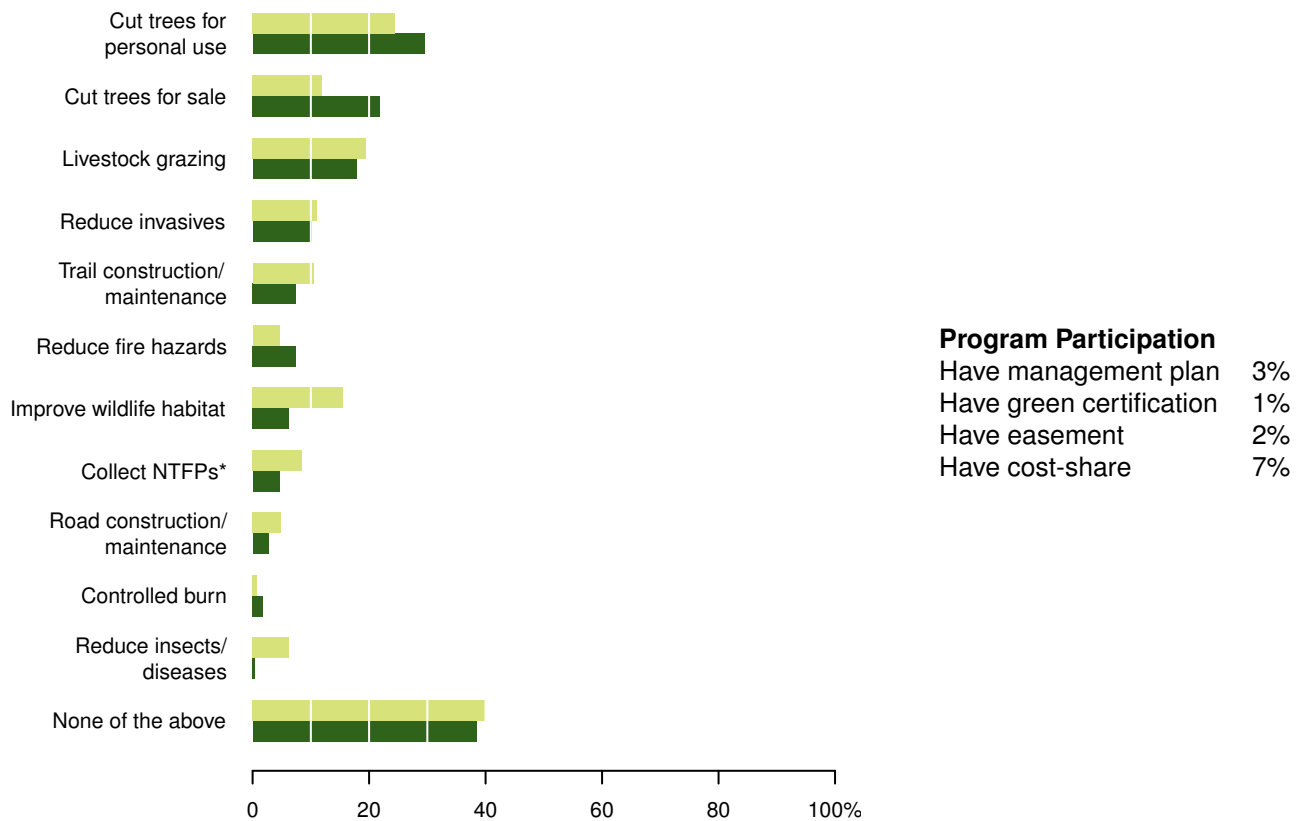


## Activities on the Land

SFFI classifies 1% of the landowners in this group as highly engaged. This means that they have reported doing several activities to protect and improve their woods.

### Past and Future Activities

The dark green bars show the proportion of woodland owners in this group that have done each of these activities in the past five years. The light green bars show the proportion who say they are likely or extremely likely to do that activity in the next five years.



\* Non-timber forest products

## Advice

6% of the landowners in this group have received advice or information about care, management or protection of their woodland in the past five years.

### Sources of Advice

The proportion of landowners that said they have received advice from each of these sources in the past five years.

State or local government employee	3%
Federal government employee	1%
Private consultant	3%
Another landowner	0%
Family member or friend	1%
Other	1%

### Preferred Modes

The proportion of landowners who said that they would prefer to receive advice or information in the following ways.

Talk to someone	16%
Have someone visit my land	13%
Written materials/ publications	45%
Internet	20%
Conference/Workshop	7%
Don't want any advice/information	34%

## Future Plans

80% of these landowners want their wooded land to stay wooded.

17% say they plan to sell or transfer their land in the next 5 years.

25% say they would sell their land if offered the right price.

## Demographics

Average age: **66.9 years**

39% have a college education or higher

19% have an annual income of \$100,000 or higher

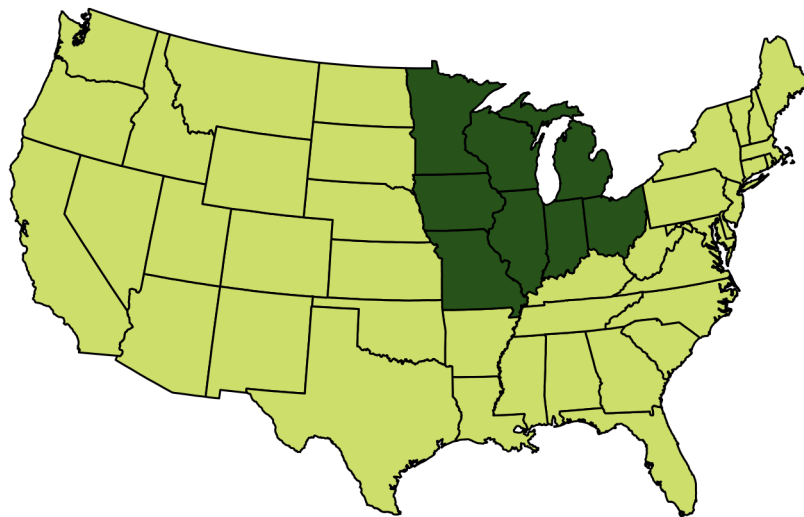
46% have an annual income of less than \$49,000

5% rely on their woods for at least 5% of their income

White: **100%** Non-White: **0%**

Male: **83%** Female: **17%**

## States Included in this Region



These landowner profiles have been developed by the Sustaining Family Forests Initiative (SFFI), a collaboration between the Yale School of Forestry & Environmental Studies, the U.S. Forest Service, and the Center for Nonprofit Strategies. SFFI aims to gain and disseminate comprehensive knowledge about family forest owners throughout the United States. For more information about SFFI, visit [sffi.yale.edu](http://sffi.yale.edu). The profiles use data from the National Woodland Owner Survey (NWOS) conducted by the US Forest Service. The data in this specific summary are based on a sample of 229 families and individuals that own 10 or more acres of woodland in the North Central collected between 2011 and 2013. For more information about the NWOS, visit [www.fia.fs.fed.us/nwos](http://www.fia.fs.fed.us/nwos).