

Introduction

Nationally, about 13% of woodland owners are planning to harvest timber within the next five years. The vast majority of these landowners are either Supplemental Income or Working the Land owners.

People who are planning a timber harvest are more likely to value their woods for financial reasons instead of, or in addition to, amenity reasons. These folks care about protecting the long-term viability of their investment. Although they are more likely to have received information about woodland management in the past five years, and often have management plans and participate in cost-share programs, the numbers are still fairly low.

For those people who are not engaging in other stewardship activities, one barrier could be that they only see value in activities that bring a direct payout. Others may also have fixed views about management and be unwilling to seek advice from professionals. Providing them with good reasons for planning and getting professional advice can increase the value of their harvest and assure it is done in a way that maintains forest health for the future.

Basic Statistics

Number and Acreage

- Estimated number of ownerships in this group: **107,000**.
- This group constitutes **18%** of total family woodland owners in this geography with 10+ acres.
- Total acreage covered by these ownerships: **19,650,000 acres**.
- This is **48%** of the total acres held in wooded acreage of 10+ acres.

Land Tenure

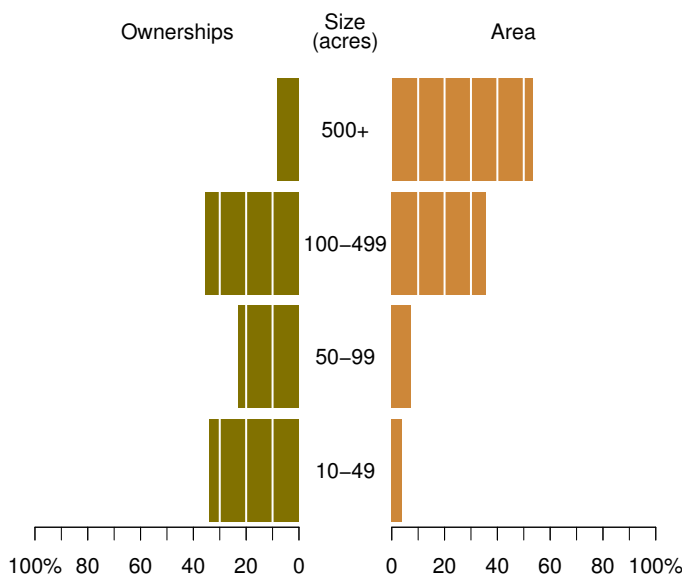
- Average land tenure is **27.1 years**.
- **15%** have owned this land for less than 10 years.

Percent of landowners that say their woods are

- Part of their home: **57%**
- Part of cabin or vacation home: **13%**
- Part of their farm or ranch: **26%**

Size of Holdings

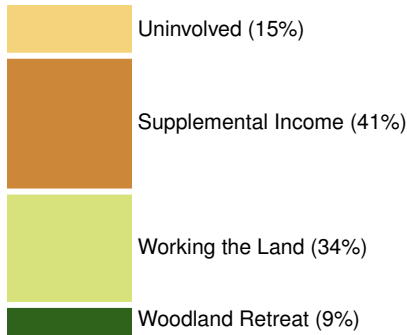
The bars on the left show the proportion of woodland owners in this group who own land parcels of specified sizes. The bars on the right show how the wooded acreage held by this group of landowners is distributed among the specified parcel sizes.



Landowner Attitudes

SFFI Segmentation

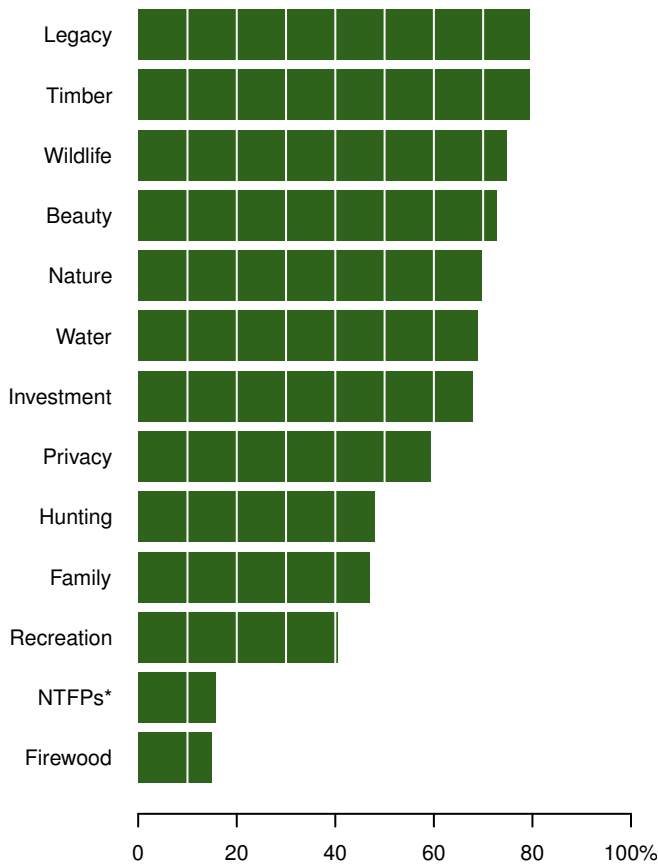
Shows how the landowners in this group are distributed among the SFFI attitudinal segments.



78% of the landowners are classified as Prime Prospects. This means they have good stewardship attitudes but are not highly engaged in managing their land.

Reasons for Owning Woods

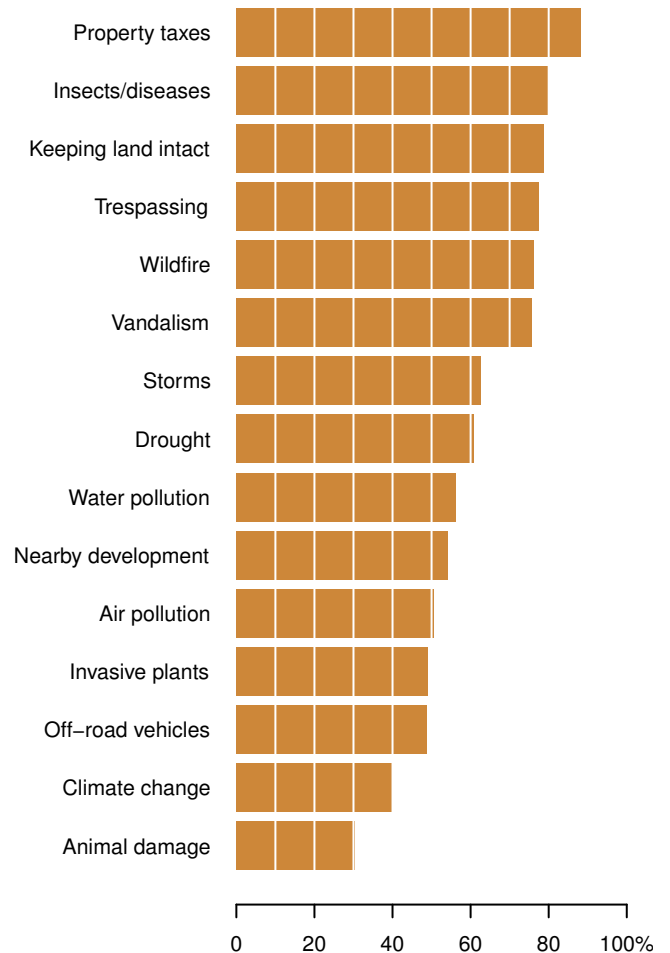
The percentage of landowners in this group who cited each of these reasons for owning land as important or very important to them.



* Non-timber forest products

Landowner Concerns

The percentage of landowners in this group who said they are concerned or greatly concerned about each of these factors.

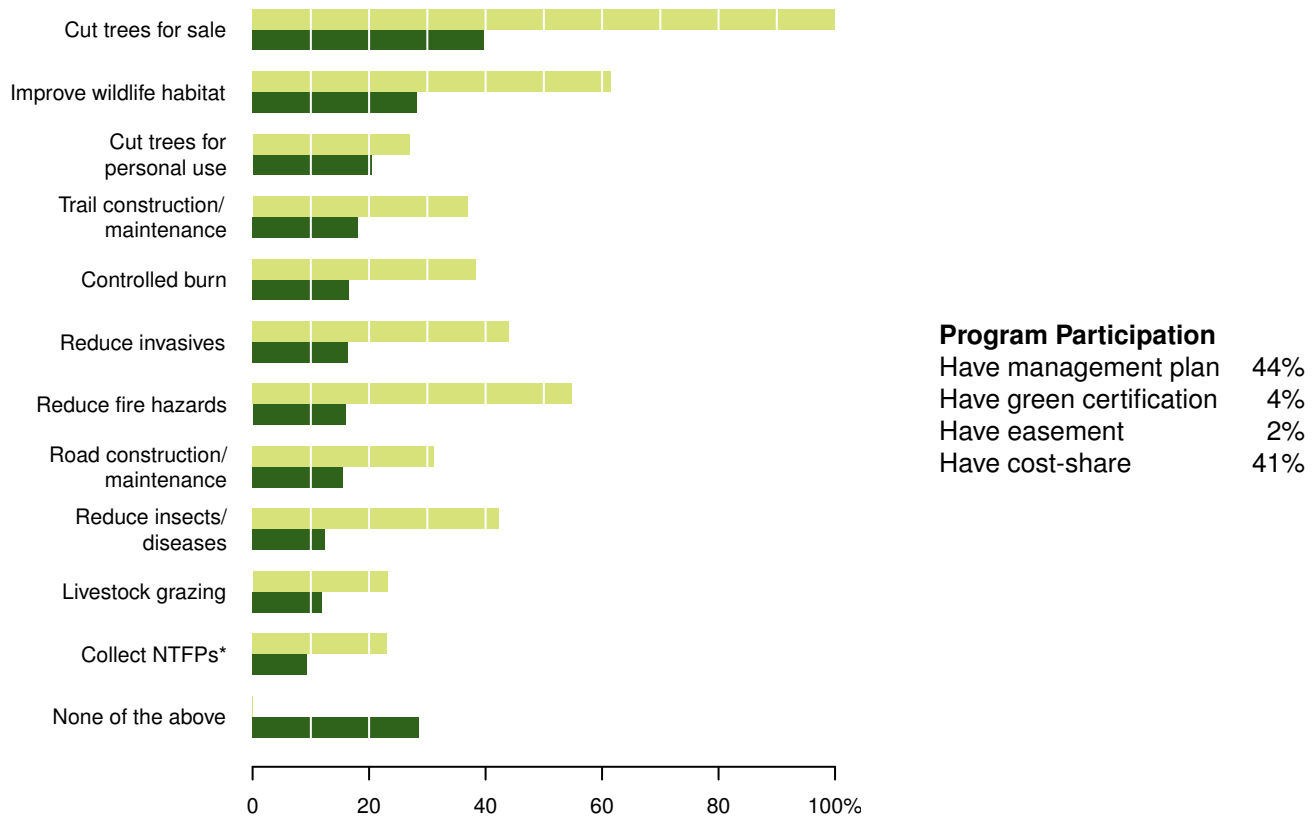


Activities on the Land

SFFI classifies **21%** of the landowners in this group as highly engaged. This means that they have reported doing several activities to protect and improve their woods.

Past and Future Activities

The dark green bars show the proportion of woodland owners in this group that have done each of these activities in the past five years. The light green bars show the proportion who say they are likely or extremely likely to do that activity in the next five years.



* Non-timber forest products

Advice

49% of the landowners in this group have received advice or information about care, management or protection of their woodland in the past five years.

Sources of Advice

The proportion of landowners that said they have received advice from each of these sources in the past five years.

State or local government employee	21%
Federal government employee	5%
Private consultant	35%
Another landowner	8%
Family member or friend	9%
Other	1%

Preferred Modes

The proportion of landowners who said that they would prefer to receive advice or information in the following ways.

Talk to someone	49%
Have someone visit my land	34%
Written materials/ publications	45%
Internet	20%
Conference/Workshop	25%
Don't want any advice/information	9%

Future Plans

77% of these landowners want their wooded land to stay wooded.

24% say they plan to sell or transfer their land in the next 5 years.

24% say they would sell their land if offered the right price.

Demographics

Average age: **65.6 years**

50% have a college education or higher

26% have an annual income of \$100,000 or higher

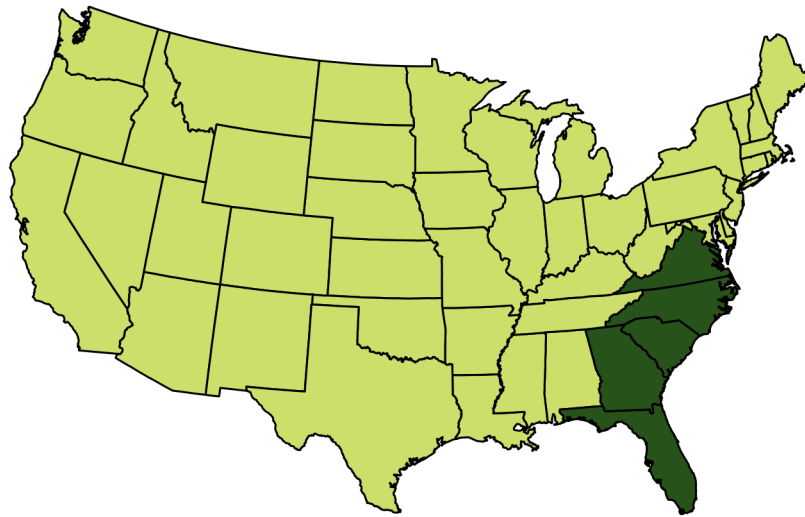
35% have an annual income of less than \$49,000

20% rely on their woods for at least 5% of their income

White: **88%** Non-White: **12%**

Male: **76%** Female: **24%**

States Included in this Region



These landowner profiles have been developed by the Sustaining Family Forests Initiative (SFFI), a collaboration between the Yale School of Forestry & Environmental Studies, the U.S. Forest Service, and the Center for Nonprofit Strategies. SFFI aims to gain and disseminate comprehensive knowledge about family forest owners throughout the United States. For more information about SFFI, visit sffi.yale.edu. The profiles use data from the National Woodland Owner Survey (NWOS) conducted by the US Forest Service. The data in this specific summary are based on a sample of 381 families and individuals that own 10 or more acres of woodland in the Southeast collected between 2011 and 2013. For more information about the NWOS, visit www.fia.fs.fed.us/nwos.